

G	-	13921096	13921096
E	0	13878376	13878376
C	-	13598001	13598001
B	2	13598002	13598002
A	0	13653052	13653052
ITEM	CODE	ASM PART NO.	INDEX NO.

TYPE 101

F	0	13866858	13866858
D	-	13863402	13863402
ITEM	CODE	ASM PART NO.	INDEX NO.

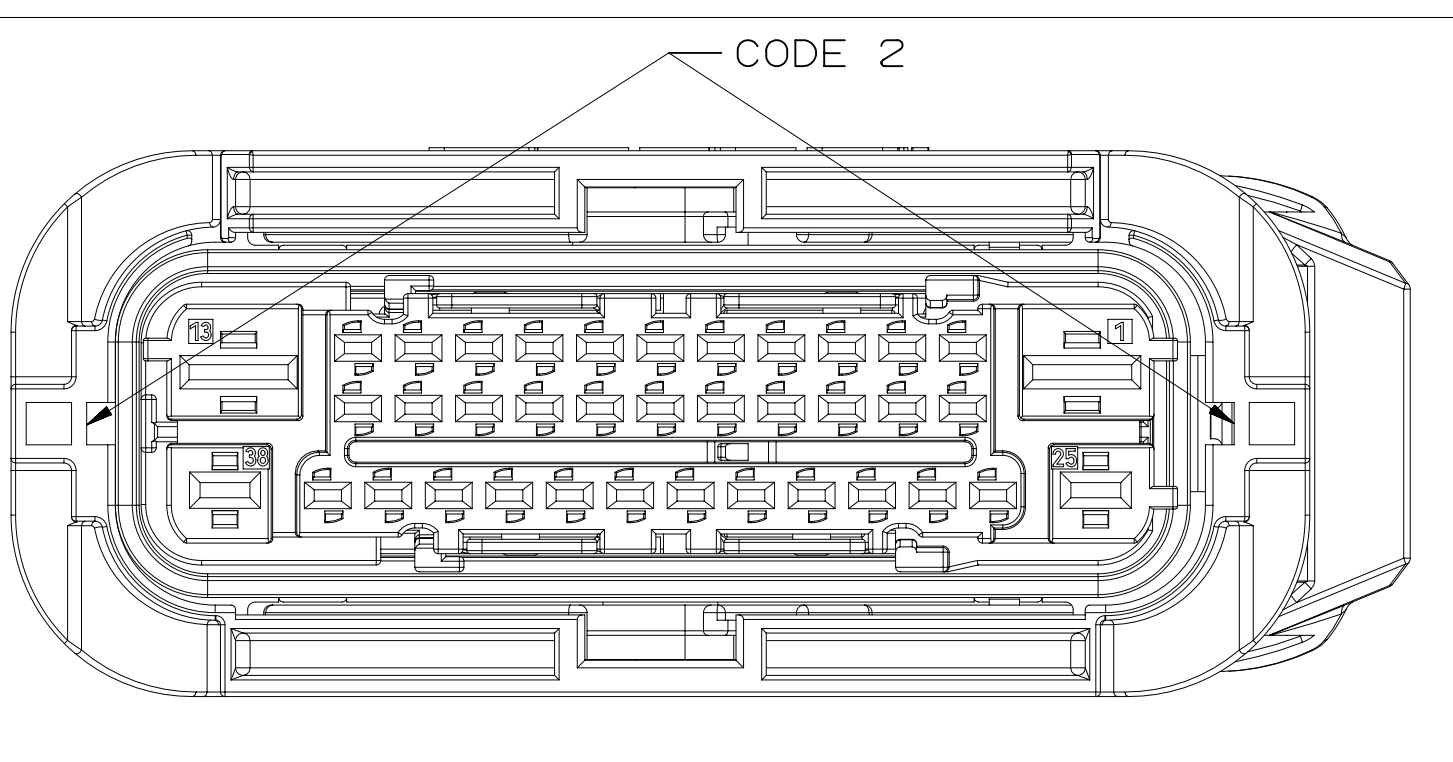
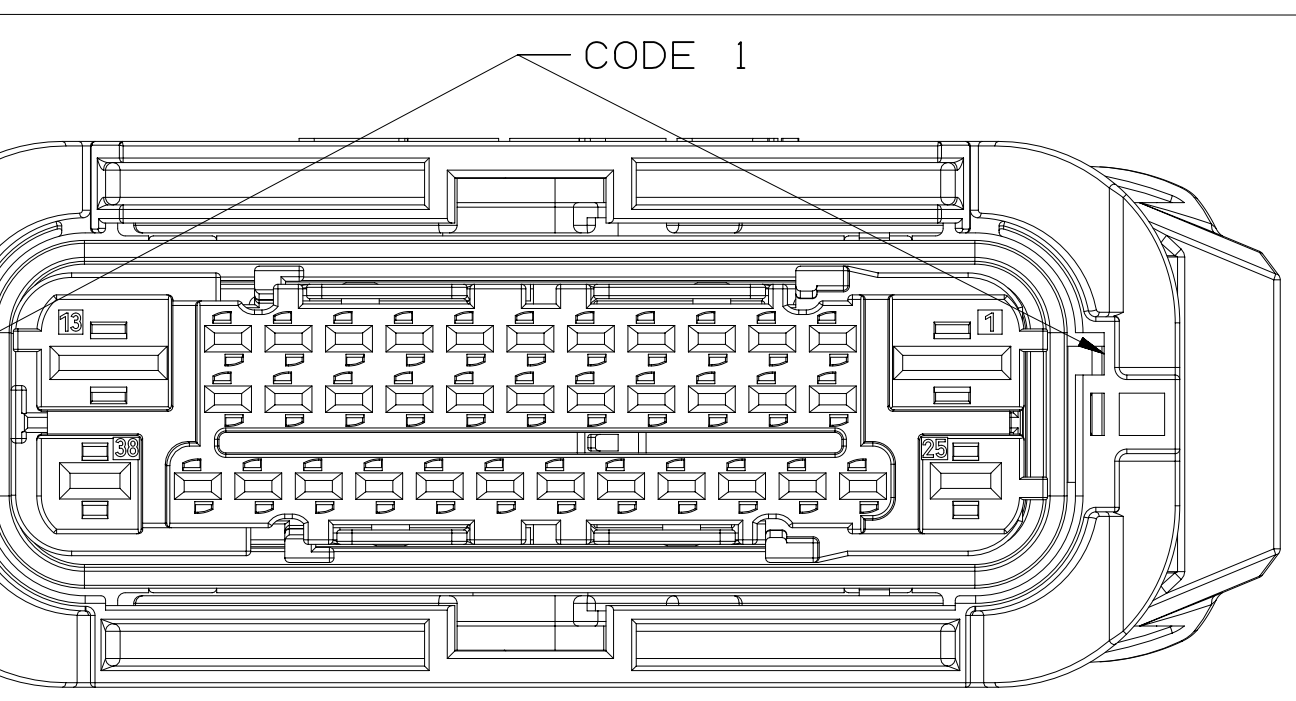
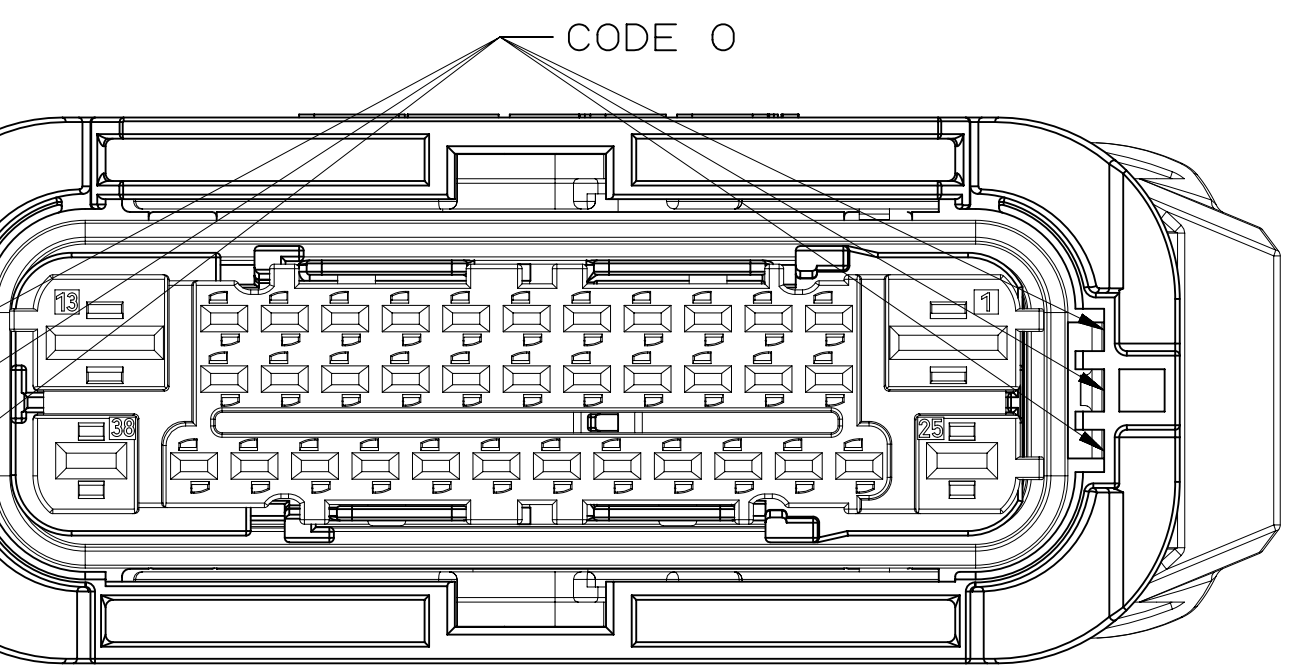
TYPE 102

H	0	33113972	NONE
ITEM	CODE	ASM PART NO.	INDEX NO.

TYPE 103

J	0	35035540	NONE
I	0	33112598	NONE
ITEM	CODE	ASM PART NO.	INDEX NO.

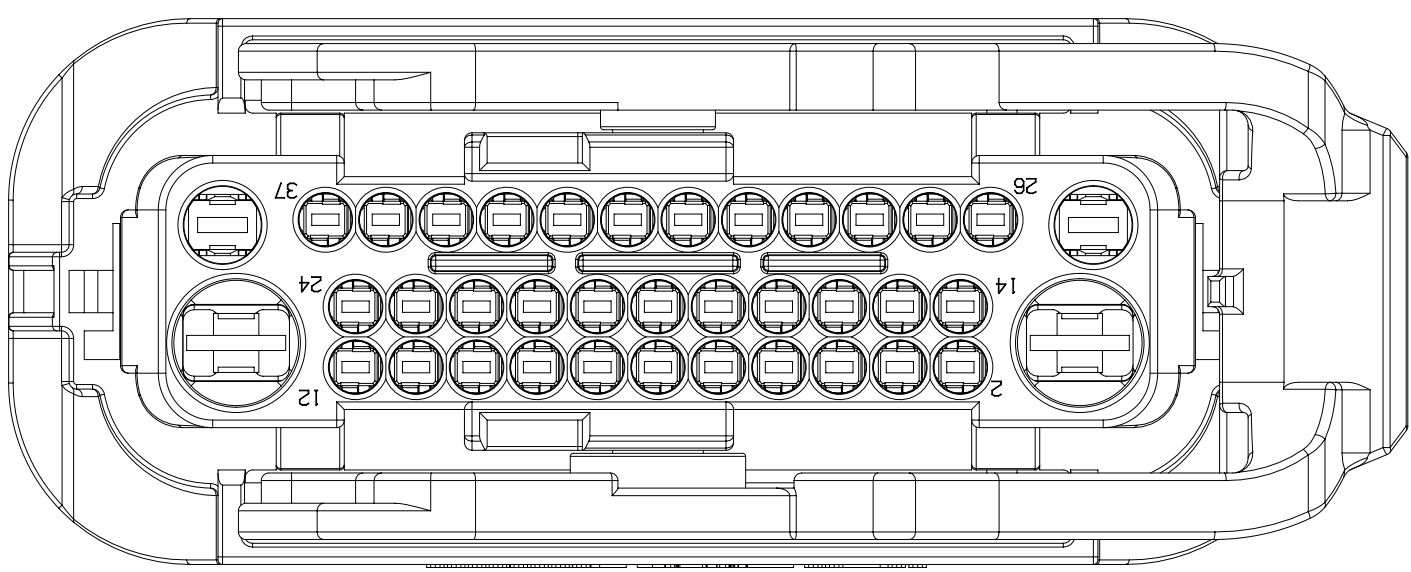
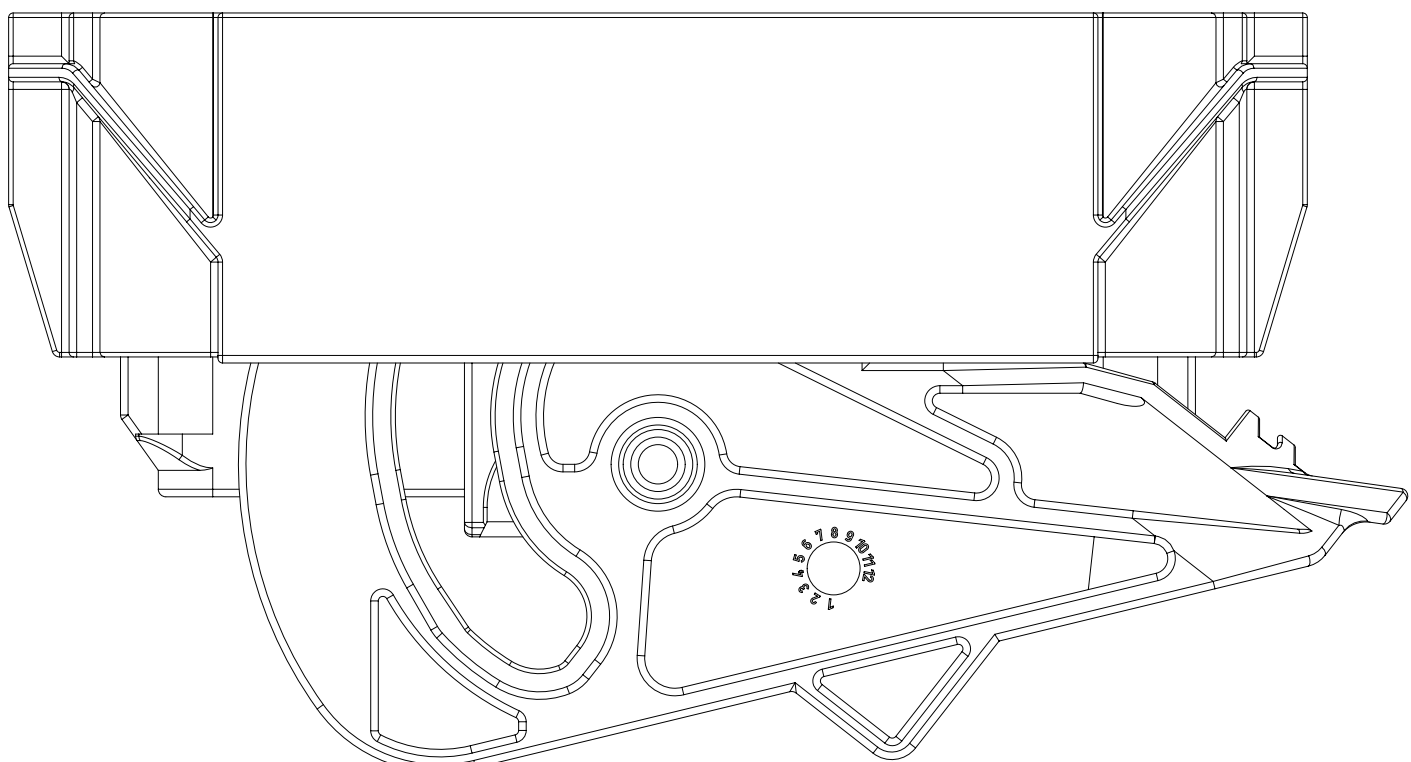
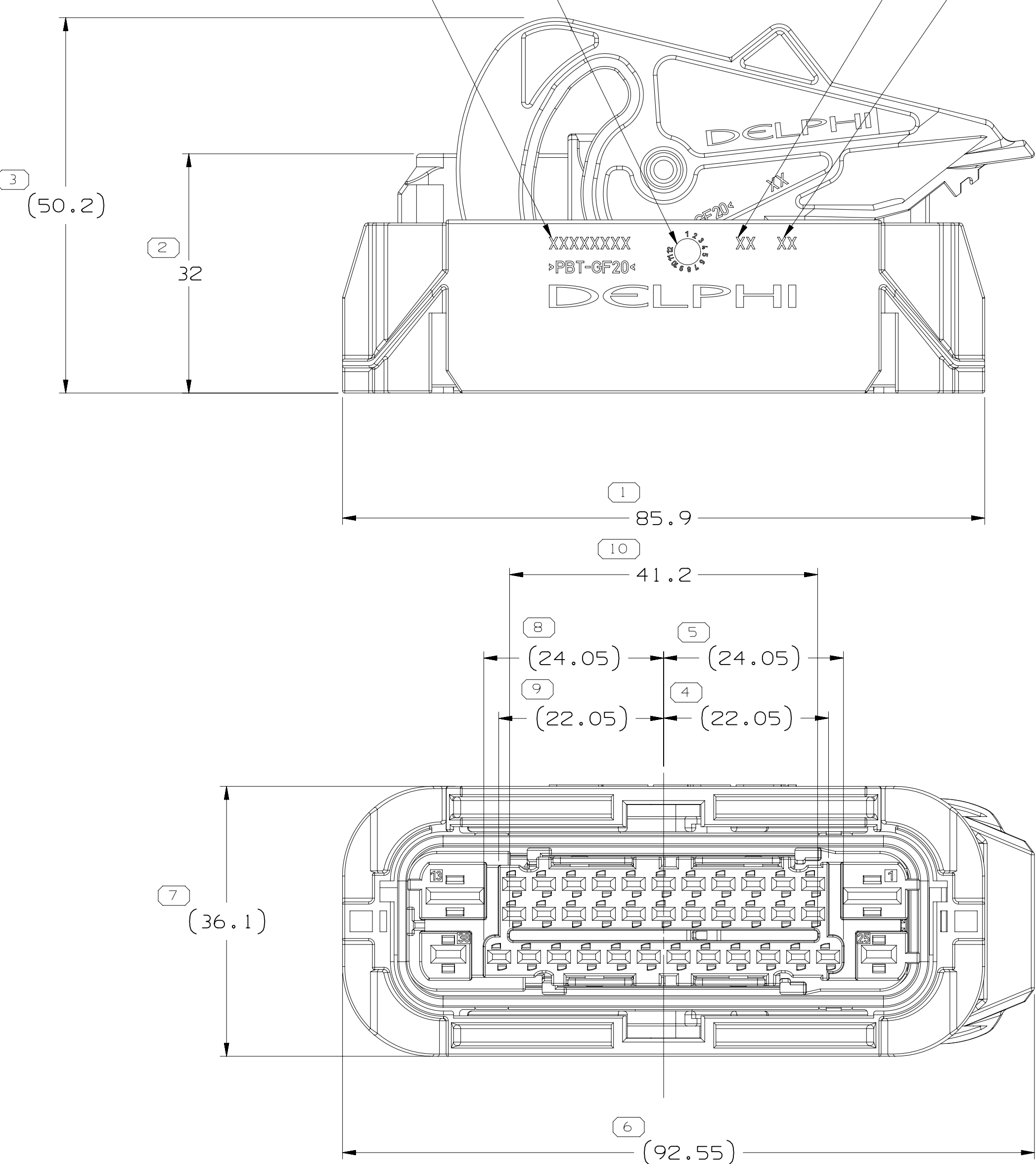
TYPE 104



DRAWING NUMBER			
13653053			
SIZE	SCALE	FRAME NO.	SHEET NO.
A1x3	2:1	2 OF 2	1 OF 1
REV	07		

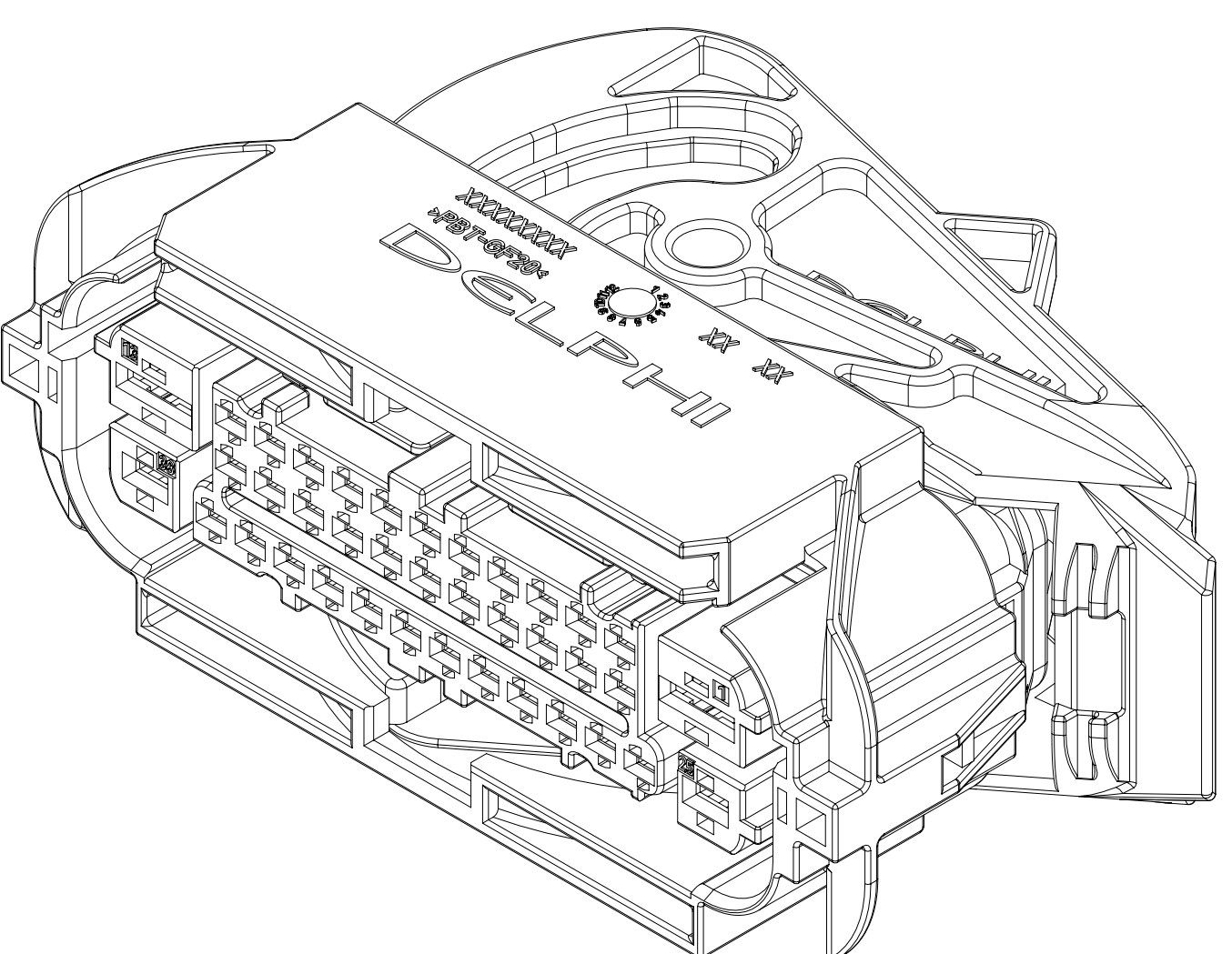
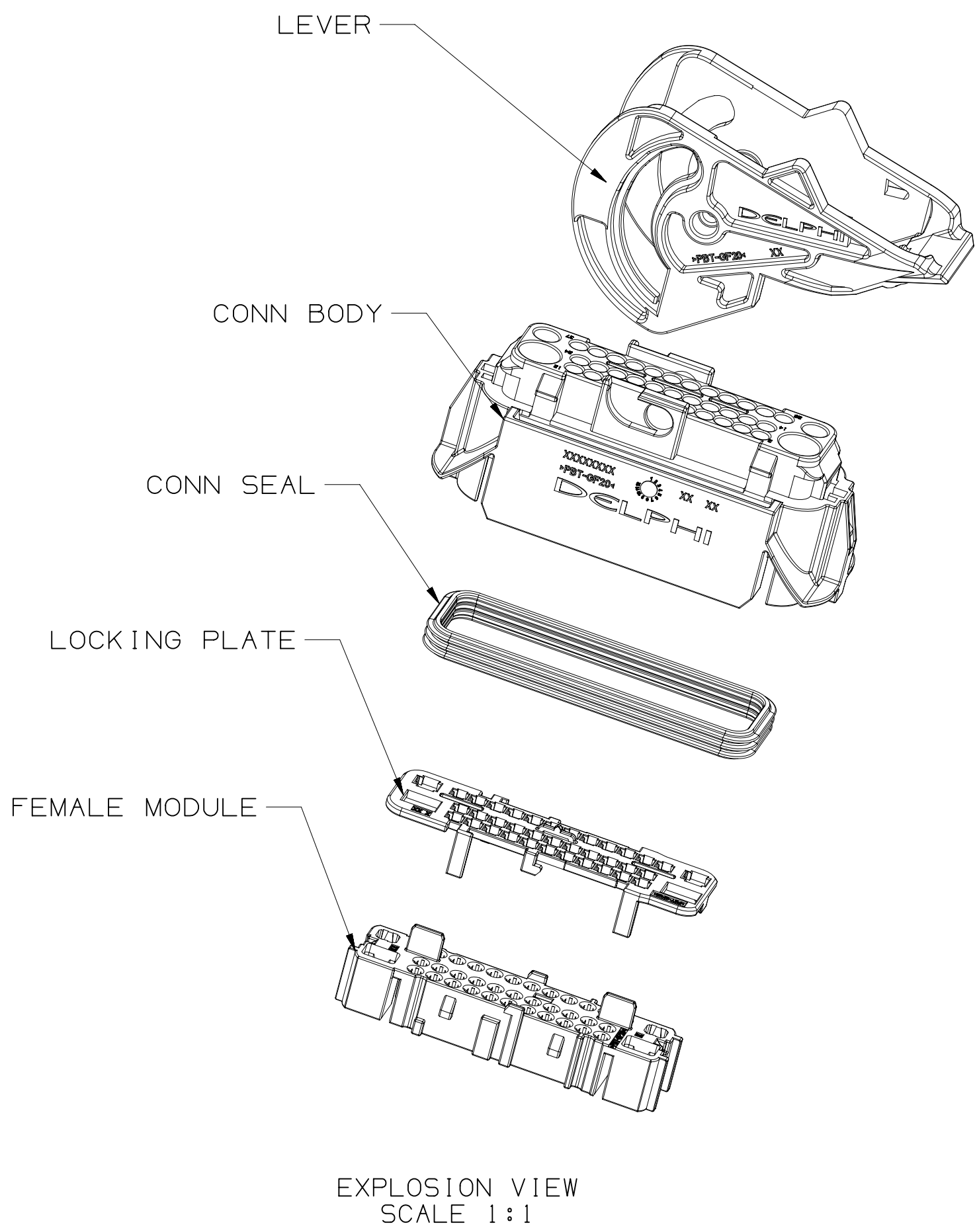
⑦	J	35035540	01	-	-	TYPE104	0	13579676	13723892	15432291	13644842	15432286	ALL CAVITY OPEN
⑥	I	33112598	01	-	-	TYPE104	0	33112599	13723892	15432291	13644842	15432286	ALL CAVITY OPEN
	H	33113972	01	-	-	TYPE103	0	13579676	13723895	15432291	13644842	15432286	ALL CAVITY OPEN
	G	13921096	01	AA	-	TYPE101	1	13921100	13723895	15432291	13644842	15432286	ALL CAVITY OPEN
	F	13866858	01	-	-	TYPE102	0	13888907	13723892	15432291	13579677	15432286	CAVITY CLOSED FROM #14 TO #24
	E	13878376	01	AA	-	TYPE101	0	13878377	13723892	15432291	13644842	15432286	CAVITY CLOSED FROM #14 TO #24
	D	13863402	02	-	-	TYPE102	1	13871397	13723895	15432291	13579677	15432286	ALL CAVITY OPEN
	C	13598001	02	AA	-	TYPE101	1	13653047	13723895	15432291	13644842	15432286	ALL CAVITY OPEN
	B	13598002	02	AA	-	TYPE101	2	13653048	13723894	15432291	13644842	15432286	ALL CAVITY OPEN
	A	13653052	02	AA	-	TYPE101	0	13727315	13723892	15432291	13644842	15432286	ALL CAVITY OPEN
⑥	ITEM	ASM PART NO	REV	N/P	STATUS	TYPE	CODE	CONN BODY	FEMALE MODULE 38W	LOCKING PLATE	LEVER	CONN SEAL	REMARK

MANUFACTURING DATE CODE
REPLACEMENT INDEX NO.
TOOL CAVITY NUMBER
INDEX REPLACEMENT INSERT



NOTES

- UNLESS OTHERWISE SPECIFIED AND/OR INDICATED:
DIMENSIONS ARE TO FACE OF VIEW SHOWN AND AUTOMATICALLY ROUNDED BY COMPUTER FOR INSPECTION (SEE MATH MODEL FOR PRECISE DIMENSIONS). FOR ALL OTHER DIMENSIONS NOT SHOWN BUT REQUIRED FOR TOOL BUILD, SEE MATH MODEL FOR PRECISE TOOL PATH DATA.
- REFERENCE MATING COMPONENTS OR EQUIVALENT:
MATING COVER ASSEMBLY: 13653051
1.5MM TERMINAL: 15432210
2.6MM TERMINAL: 10763391
4.5MM TERMINAL: 10763401
- THIS PART ACCEPTS THE FOLLOWING COMPONENTS OR EQUIVALENT:
SEE CHART
- FOR APPLICATION DATA SEE THE INDIVIDUAL APPLICATION DRAWINGS.



SYMBOL DEFINITION			
A DIMENSION WITHOUT AN INSPECTION REPORT SYMBOL DOES NOT REQUIRE INSPECTION. IT MAY BE CONTROLLED ON THE INDIVIDUAL COMPONENT DRAWING.	TOTAL NO OF INSPECTIONS REQUIRED	11	MISSING SYMBOLS
	LAST NO. USED	11	NO MISSING SYMBOL NUMBER

DWG STATUS	DATE	STG	REV	N/P	CHK	ZONE	REVISION HISTORY	AUTH	DR	APPROV
RELEASED	05NOV08	R	01	-	-	-	RELEASED	401683	WOS	JWG E2
ADD NRE PART	17FEB11	R	02	-	-	-	ADD NRE PART 13863042	413384	JC	JWG E2
UPDATE DRAWING	14FEB11	R	02	AA	-	-	UPDATE DRAWING	413450	JC	JWG E2
UPDATE DRAWING	25MAY11	R	02	AB	-	-	UPDATE DRAWING	413737	JC	JWG E2
ADD NEW PN	29MAY11	R	02	AC	-	-	ADD NEW PN 13878376	414026	AM	JWG E2
ADD NEW PN	13MAY11	R	02	AD	-	-	ADD NEW PN 13886858	414258	JC	JWG E2
UPDATE DRAWING	05JUN11	R	02	AE	-	-	UPDATE DRAWING	414357	JC	JWG E2
REVISE REVISION	09SEP11	R	03	-	-	-	REVISE REVISION	415301	AM	JWG E2
ADD NEW PN	28SEP11	R	03	AA	-	-	ADD NEW PN 13921096	415609	AM	JWG E2
CORRECT	30DEC11	R	03	AB	-	-	CORRECT 13878376 LEVER SHOWING	416612	AM	JWG E2
PN 13921096 LEVER WAS	06JUN12	R	04	-	-	-	PN 13921096 LEVER WAS 15498540	418428	AM	JWG E2
UPDATE LEVER	02MAY13	R	04	AA	-	-	UPDATE LEVER 13644842, REVISE RELATED ASM PMS	421634	AM	JWG E2
ADD NEW PN	30AUG13	R	05	-	-	-	ADD NEW PN 33113972	423730	AM	WZJ JWG
ADD NEW DIM ALL EQUAL TO DIM #6	12SEP14	R	05	AA	-	-	ADD NEW DIM ALL EQUAL TO DIM #6 DUE TO DIFFERENT LEVER APPLICATION	424258	AM	WZJ HJU
ADD NEW DPN	21DEC15	R	06	-	-	-	ADD NEW DPN 33312598 OPTIMIZED ITEM LIST	431729	AM	WZJ HJU
ADD NEW DPN	19APR17	R	07	-	-	-	ADD NEW DPN 35035540	436438	AP	WZJ JWG

UNLESS OTHERWISE SPECIFIED			
DATE	SCALE	FRAME NO.	SHEET NO.
10/15/17	2:1	2 OF 2	1 OF 1
REV	07		

SIZE	SCALE	FRAME NO.	SHEET NO.
A1x3	2:1	1 OF 2	1 OF 1
REV	07		

• AP•TIV •			
CONNECTION SYSTEMS			
COPYRIGHT © 2017 AP•TIV INC. ALL RIGHTS RESERVED.			
THIS DRAWING IS THE PROPERTY OF AP•TIV AND CONTAINS AP•TIV CONFIDENTIAL INFORMATION. THE REPRODUCTION, DISTRIBUTION AND UTILIZATION OF THIS DOCUMENT OR ITS RELATED CAD DATA, AS WELL AS COMMUNICATION OF ANY CONTENT TO OTHERS, WITHOUT EXPRESS AUTHORIZATION, IS PROHIBITED.			
DR	AP•TIV	DATE	
AP•TIV	ALLEN ZHANG	18JUN07	
AP•TIV	ALLEN ZHANG	18JUN07	
AP•TIV	OLIVER YU	18JUN07	
SUBSTANCES OF CONCERN AND RECYCLED CONTENT: PBT, DELPHI (1049450)			
DRAWING NAME			
ASM CONN 38 F 2.8 MCP 4.8 MCP CTS 150 SLD			
DRAWING NUMBER			
13653053			
SIZE	SCALE	FRAME NO.	SHEET NO.
A1x3	2:1	1 OF 2	1 OF 1
REV	07		

13653053